



Radiation Safety



RADIATION PROCEDURES MANUAL Procedure Cover Sheet


Procedure Title: Radiation Safety Committee Meeting Minutes

Procedure Number: RS-22-REV 1

Effective Date: 12-3-2020

Reviewed By: Mason Jaussi Date: 12-3-2020
Assistant Radiation Safety Officer

Approved By: John Longley Date: 03-DEC-2020
Radiation Safety Officer



Procedure #: RS-22 Rev1
Procedure Title: Radiation Safety Committee Meeting
Minutes
Approval Date: 12-3-2020
Effective Date: 12-3-2020

A. INTRODUCTION

This procedure specifies methods for formally documenting minutes from Radiation Safety Committee (RSC) meetings. Final minutes are approved by the radiation safety officer and the chairperson of the RSC and are maintained on the ISU Box cloud storage application under the Radiation Safety Department files.

B. PURPOSE

The purpose of this procedure is to specify methods to record minutes from an RSC meeting and to formally document them as a permanent record.

C. REQUIRED MATERIAL(S)


- Minutes from the previous meeting
- Agenda for the current RSC meeting
- All attachments to the agenda

D. PROCEDURE

RSC meetings are scheduled by the Radiation Safety Committee Chairperson (RSCC) as specified in Section 5.2 of the Radiation Safety Manual. The RSCC will select a meeting time to obtain maximum attendance at the meeting.

The RSO and RSCC work together to establish the agenda for the meeting. The agenda includes the following items.

- Review and approval of minutes from prior meeting.
- Update on NRC audits/enforcement actions
- Review of safety data, contamination incidents, and other issues/compliance concerns
- Requests for approval
 - New authorized users
 - New and revised permits/procedures
 - Operational safety assessments
 - Other items
- Review of administrative items
 - New and revised radiation safety procedures
 - Updates to the radiation safety manual
 - License revisions and renewals
 - Inspection/Audit responses
- Updates to the ISU Radioactive Material and Nuclear Material Inventories
- General requests of RSC (future programs, tabled actions, etc.)



Procedure #: RS-22 Rev1
Procedure Title: Radiation Safety Committee Meeting
Minutes
Approval Date: 12-3-2020
Effective Date: 12-3-2020

- Other topics
- Adjourn


In order for the RSC members to approve user authorizations and actions, a quorum must exist. A quorum of the RSC consists of at least one-half of the voting RSC membership, which must include the Vice President for Research or delegate, the Committee Chairperson and the RSO. If a quorum does not exist due to too many absences, the RSC Chairperson may obtain additional approvals by e-mail vote.

Taking Minutes:

1. Take attendance – this is best accomplished by using the minutes from the previous quarter's meeting and checking off RSC members (and other attendees) as they arrive. Specifically note Members absent and Others Present.
2. Recording votes – For items that are voted on by the committee, record the person who offered the motion M, the person who seconded the motion S, and then shorthand A for approved U for unanimous (e. g. Smith, Jones) MSAU. If any member abstains or votes no record this information. The motion passes if the majority affirms.
3. Minutes approval – the first order of business in RSC meetings is to approve the minutes for the last meeting. Document any changes or additions that need to be made and record the vote as specified above.
4. Comments – Summarize comments and discussion from RSC members during the meeting. Open discussion is allowed for user authorization items and actions pending.

Documenting the Minutes:

1. The minutes are located in the ISU Box cloud system under the Radiation Safety Department. An example file path is Radiation Safety Committee Documents\RSC Minutes\2020 Minutes\2nd Quarter. Each meeting has a unique folder. Create the folder for the current meeting.
2. Copy the minutes file from the previous meeting folder to the current meeting folder. Rename the file to represent the new meeting using the same format as the other minutes. Ensure you do not overwrite the previous minutes.
3. Update all dates, times, quarter references and locations where necessary.
4. Update the attendance list at the top.




Procedure #: RS-22 Rev1
Procedure Title: Radiation Safety Committee Meeting
Minutes
Approval Date: 12-3-2020
Effective Date: 12-3-2020

5. Document the minutes following the outline of the meeting agenda.
6. Enter all approvals and discussion to match the items listed in the agenda. It is not necessary to repeat each item in full; a summary is sufficient. Ensure all votes are accurately recorded as described above.
7. Summarize any other discussions or issues that arose during the RSC meeting. For example, if it was decided a particular action should be taken, or if a memo/draft was handed out to the members, it should be noted in the minutes.
8. Save the minutes.

Approval:

The RSO will review the draft minutes and make any necessary changes and will provide the minutes to the RSCC for review. After making changes, the RSO will send the minutes to the committee members for review. The RSCC will sign the minutes as reviewed. At the next RSC meeting, the minutes are voted on for approval. After approval the RSCC and RSO will sign and date the final minutes to so indicate. Fully signed minutes will be scanned into the records folders on Box.



Procedure #: RS-22 Rev1
Procedure Title: Radiation Safety Committee Meeting
Minutes
Approval Date: 12-3-2020
Effective Date: 12-3-2020

REVISION TRACKER

Revision 1, December 2020, Renumbered and revised procedure to match current process