

Please rate the following statements.

#	Question	Strongly Agree	Agree	Somewhat agree	Neutral	Somewhat disagree	Disagree	Strongly disagree	Response	Average Value
1	I know what is expected of me at work.	164	151	49	6	13	4	-	387	1.88
2	I have the materials and equipment I need to do my job.	104	149	82	15	19	11	7	387	2.37
3	At work, I have the opportunity to do what I do best every day.	131	135	64	26	16	11	4	387	2.25
4	I regularly receive recognition or praise for doing good work.	65	130	87	29	31	26	19	387	2.96
5	My supervisor, or someone at work, seems to care about me as a person.	177	113	40	21	13	10	13	387	2.13

Please rate the following statements.

#	Question	Strongly Agree	Agree	Somewhat agree	Neutral	Somewhat disagree	Disagree	Strongly disagree	Response	Average Value
1	There is someone at work who encourages my development.	99	140	62	37	19	21	8	386	2.56
2	At work, my opinion seems to count.	111	130	71	22	23	18	12	387	2.53
3	The mission or purpose of Idaho State University makes me feel that my job is important.	116	125	75	43	14	8	6	387	2.39
4	My associates or fellow employees are committed to doing quality work.	122	151	64	22	17	6	5	387	2.22
5	I have a best friend at work.	62	72	64	90	17	60	21	386	3.50




Please rate the following statements.

#	Question	Strongly Agree	Agree	Somewhat agree	Neutral	Somewhat disagree	Disagree	Strongly disagree	Response	Average Value
1	In the last six months, someone has talked to me about my progress.	76	112	59	48	33	36	21	385	3.11
2	This last year, I have had the opportunity at work to learn and grow.	126	141	57	25	11	13	13	386	2.34
3	Knowledge and information sharing is practiced between my co-workers and me.	123	125	80	27	8	13	11	387	2.37
4	I receive clear information about changes being made within Idaho State University.	34	98	114	46	45	31	18	386	3.35
5	I receive clear information about changes being made within my college or area.	56	99	93	40	43	32	23	386	3.27
6	I have confidence in the leadership and direction provided by Senior Administration.	73	131	68	63	20	18	13	386	2.82








Please rate the following statements.

#	Question	Strongly Agree	Agree	Somewhat agree	Neutral	Somewhat disagree	Disagree	Strongly disagree	Response	Average Value
1	My unique attributes, traits, characteristics, skills, experience and background are valued at work.	94	144	62	30	27	17	13	387	2.63
2	The University and its leadership are committed to diversity.	71	141	80	58	16	8	12	386	2.69
3	I can identify people similar to myself in leadership positions at the University.	47	124	83	69	30	16	18	387	3.08
4	Idaho State University has an inclusive work environment where staff diversity at all levels is valued and encouraged.	50	135	90	62	23	13	13	386	2.91
5	In my unit, offensive behavior (sexual harassment, discrimination, insensitive remarks, etc.) is not tolerated.	216	112	19	15	8	8	8	386	1.82
6	I am treated fairly at Idaho State University without regard to my age, race, ethnic background, religion, gender, disability, sexual orientation, or veteran status.	163	131	34	17	23	10	8	386	2.14

Have you faced or witnessed prejudice or discrimination in your work setting?

#	Answer	Bar	Response	%
1	Yes		77	19.95%
2	No		252	65.28%
3	Maybe		57	14.77%
	Total		386	100.00%

Overall, how satisfied or dissatisfied are you with Idaho State University as your current employer?

#	Answer	Bar	Response	%
1	Extremely satisfied		131	33.94%
2	Moderately satisfied		161	41.71%
3	Slightly satisfied		44	11.40%
4	Neither satisfied nor dissatisfied		15	3.89%
5	Slightly dissatisfied		8	2.07%
6	Moderately dissatisfied		23	5.96%
7	Extremely dissatisfied		4	1.04%
	Total		386	100.00%







How would you rate overall internal communication at Idaho State University?

#	Question	Responses	Mean
1	Stars	387	3.05



















How proud are you to work at Idaho State University?

#	Question	Responses	Mean
1	Stars	386	4.05




How long have you worked at Idaho State University?

#	Answer	Bar	Response	%
1	Less than 1 year		37	9.54%
2	1-2 years		50	12.89%
3	3-4 years		74	19.07%
4	5-10 years		93	23.97%
5	10-15 years		55	14.18%
6	15 years or more		79	20.36%
	Total		388	100.00%



College/Division

#	Answer	Bar	Response	%
1	College of Arts and Letters		13	3.44%
2	College of Business		7	1.85%
3	College of Education		13	3.44%
4	College of Science and Engineering		11	2.91%
5	College of Technology		23	6.08%
6	Kasiska Division of Health Sciences		40	10.58%
7	University Advancement		12	3.17%
9	Athletics		28	7.41%
10	General Counsel		6	1.59%
11	Finance and Administration		30	7.94%
12	Student Affairs		40	10.58%
13	Research		20	5.29%
14	Academic Affairs		36	9.52%
15	Enrollment Management		23	6.08%
16	Information Technology Services		22	5.82%
17	Department of Public Safety		1	0.26%
18	Facilities Services		23	6.08%
19	Human Resources		3	0.79%
20	Other		27	7.14%
	Total		378	100.00%





Age

#	Answer	Bar	Response	%
1	Under 18		0	0.00%
2	18 - 34		75	20.00%
3	35 - 54		200	53.33%
4	55 - 74		99	26.40%
5	75 or older		1	0.27%
	Total		375	100.00%

Ethnicity

#	Answer	Bar	Response	%
1	Hispanic or Latino		15	4.07%
2	Not Hispanic or Latino		354	95.93%
	Total		369	100.00%

Indicate one or more races

#	Answer	Bar	Response	%
1	American Indian or Alaska Native		3	0.85%
2	Asian		8	2.27%
3	Black or African American		6	1.70%
4	Native Hawaiian or Other Pacific Islander		1	0.28%
5	White		339	96.03%
	Total		357	100.00%