

## **Typical Library Visit**

From our inaugural season, we have learned that Mobile Museum events tend to draw quite a large crowd. Some small libraries have huge turnouts. Please be prepared.

- The Mobile Museum should be scheduled for a minimum of **2 hours**.
- It needs to be set up outside in an area safe for small children and out of the way of traffic. Parking lots are good as long as visitors don't have to cross the flow of traffic to get to the Mobile Museum.
- The Mobile Museum is a self-guided, walk-through exhibit inside a Fort Transit cargo van. The exhibit currently features "Dinosaurs from the Mountains," which shows off dinosaurs that lived in Idaho 100 million years ago.
- Visitors enter through the back and exit through the passenger side sliding door.
- Museum staff set up near the van with a full-size replica of Idaho's Official State Dinosaur, *Oryctodromeus*, and will be available to introduce people to the state dinosaur, answer questions, and help direct visitors.
- Because of the size of the van, only about 6-8 people can fit at one time, and it usually takes people 10-15 minutes to go through it.
- If there is a wave of people all at once, there will end up being a wait to go through. When this happens, to pass the time, museum staff will talk to groups of people waiting to go through and introduce our state dinosaur, talk about other dinosaurs we have found, and give a history of paleontology in Idaho.

**If your library expects a large turnout**, it is helpful to have other activities going on so that visitors have things to do and spread out so they are not standing around bored. Activities such as a story time, a craft, coloring pages, and a dinosaur book display are great. Additionally, having an assigned volunteer or library staff to help direct visitors and control the flow through the Mobile Museum is important.

## **Books in the Mobile Museum**

The Mobile Museum has a growing collection of books for visitors to read during their visit. These are books we have found kids really like and will often ask their library for a copy. <https://www.libib.com/u/mobilemuseum>

## **Activity Books**

The Bureau of Land Management has a great collection of PDFs in its Junior Ranger series. The Geology and Fossils and the Junior Ranger Paleontologist Activity Book have good activities. <https://npshistory.com/publications/interpretation/junior-ranger/index.htm>

## **Craft Ideas**

### **Pop-up Dinos**



### **Salt Dough Fossils**



### **3D Cardboard Dinos**



## **Video Resources**

PBS Science Trek


Dinosaur Basics 5m 42s <https://video.idahoptv.org/video/dinosaur-basics-y4nkqk/>

Idaho Dinosaurs 5m 44s

<https://video.idahoptv.org/video/dinosaurs-in-idaho-wacpis/>


PBS Dinosaur Train

Oryctodromeus with Dr. Scott Clip 1m 45s

 [Oryctodromeus - Dinosaur Train - The Jim Henson Company](#)

Raptor Rex YouTube

Prehistoric Breakdown: Oryctodromeus 7m 33s

 [Prehistoric Breakdown: Oryctodromeus](#)

**IMNH Coloring Pages of Idaho's Dinosaurs are attached below**



Idaho Museum of Natural History



# Oryctodromeus



Find me in the gallery!


And share a fun fact!



Idaho Museum of Natural History



# Ankylosaur



Find me in the gallery!

And share a fun fact!



# Idaho Museum of Natural History

Gigantoraptor



Find me in the gallery!

And share a fun fact!