

Default Report

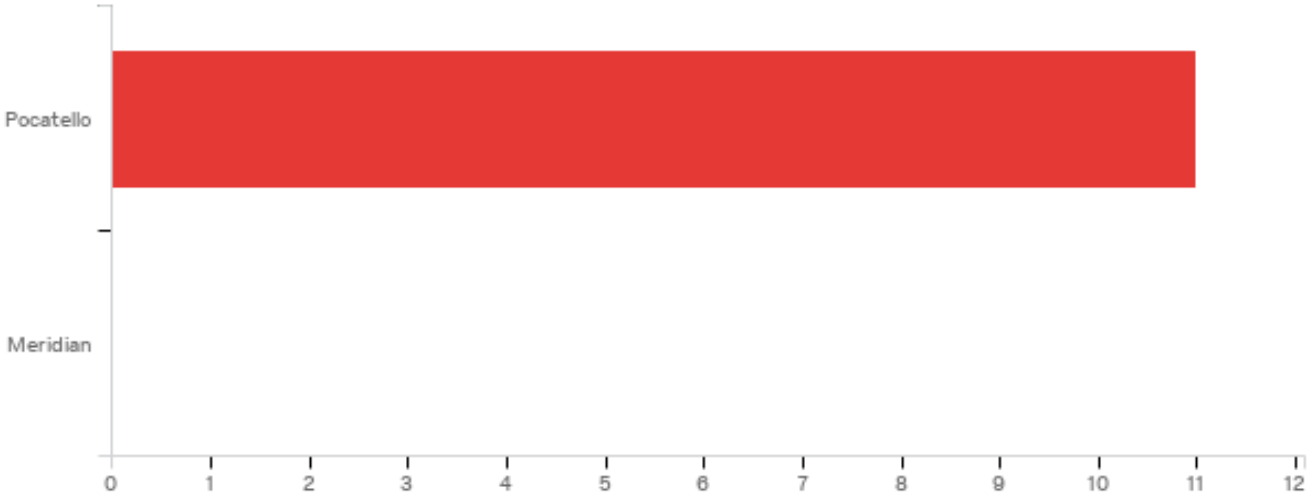
ISU Dept of Counseling Program Feedback

August 10th 2016, 12:42 pm MDT

Q1 - Approximately how many ISU counseling students have you supervised over the past two years?

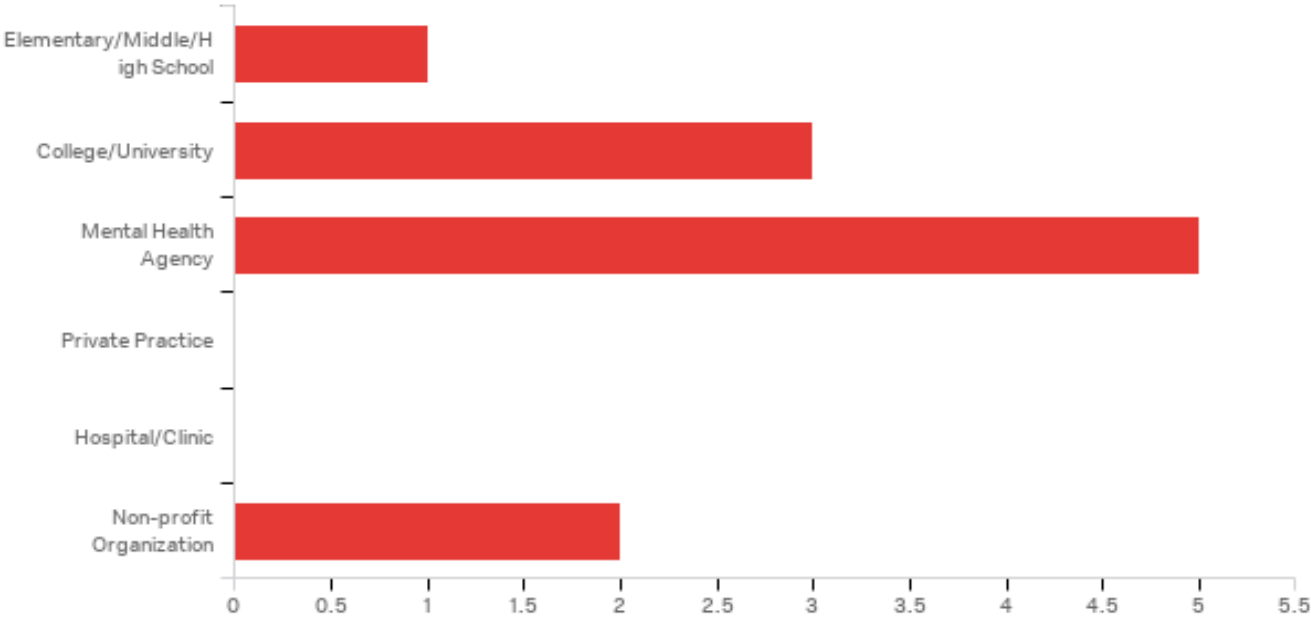
Field	Minimum	Maximum	Mean	Std Deviation	Variance	Count
# of Students	1.00	7.00	3.18	1.70	2.88	11

Q2 - Are your interns primarily from the ISU Meridian or Pocatello campus?



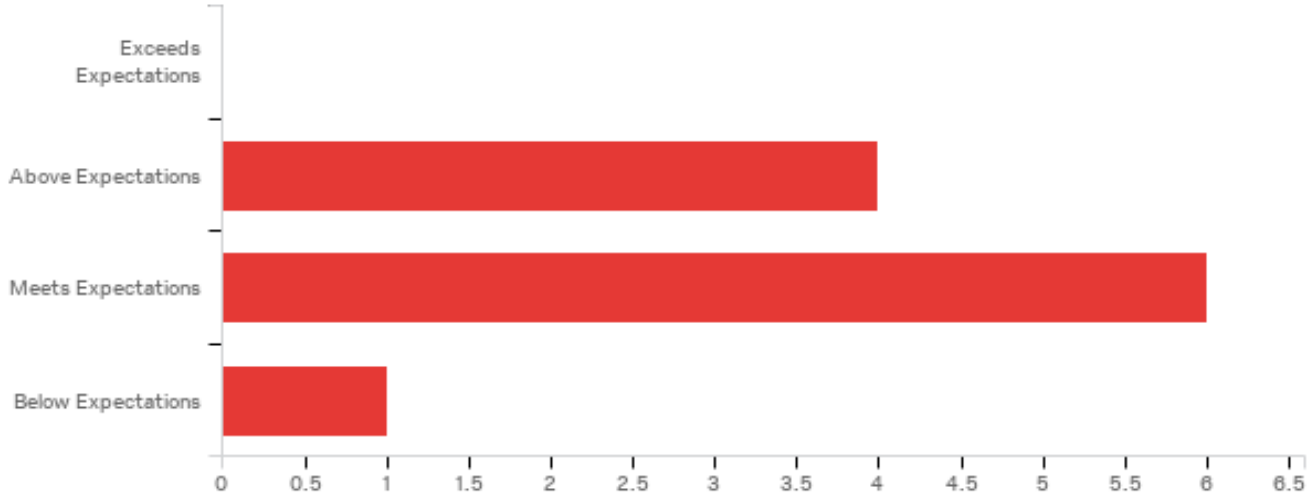
Answer	%	Count
Pocatello	100.00%	11
Meridian	0.00%	0
Total	100%	11

Q3 - Which of the following most closely represents your work setting?



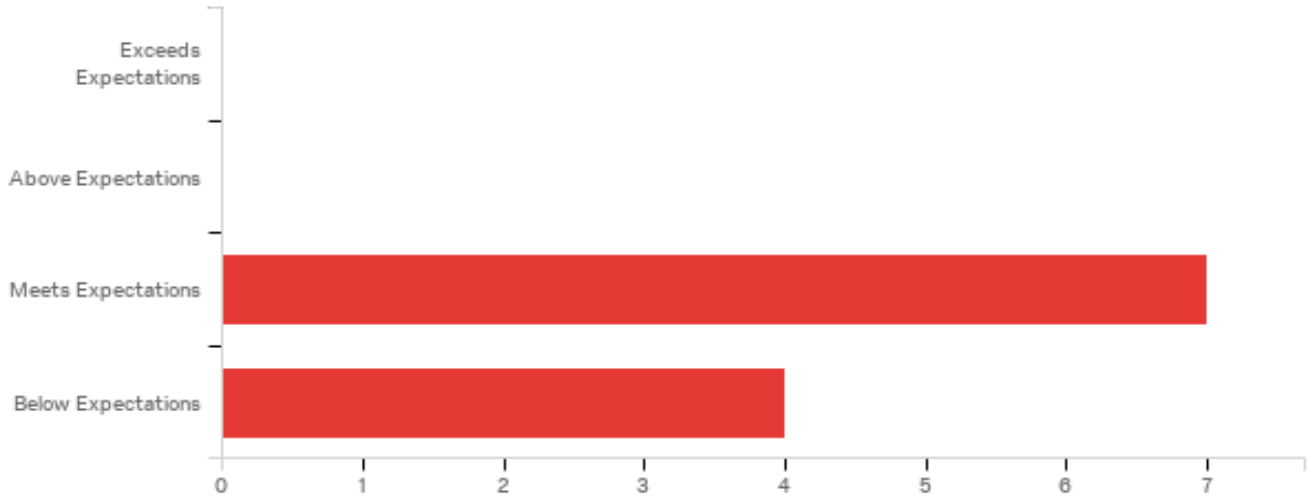
Answer	%	Count
Elementary/Middle/High School	9.09%	1
College/University	27.27%	3
Mental Health Agency	45.45%	5
Private Practice	0.00%	0
Hospital/Clinic	0.00%	0
Non-profit Organization	18.18%	2
Total	100%	11

Q5 - The department has prepared students to complete assigned duties based upon their developmental level as a practicum or internship student.



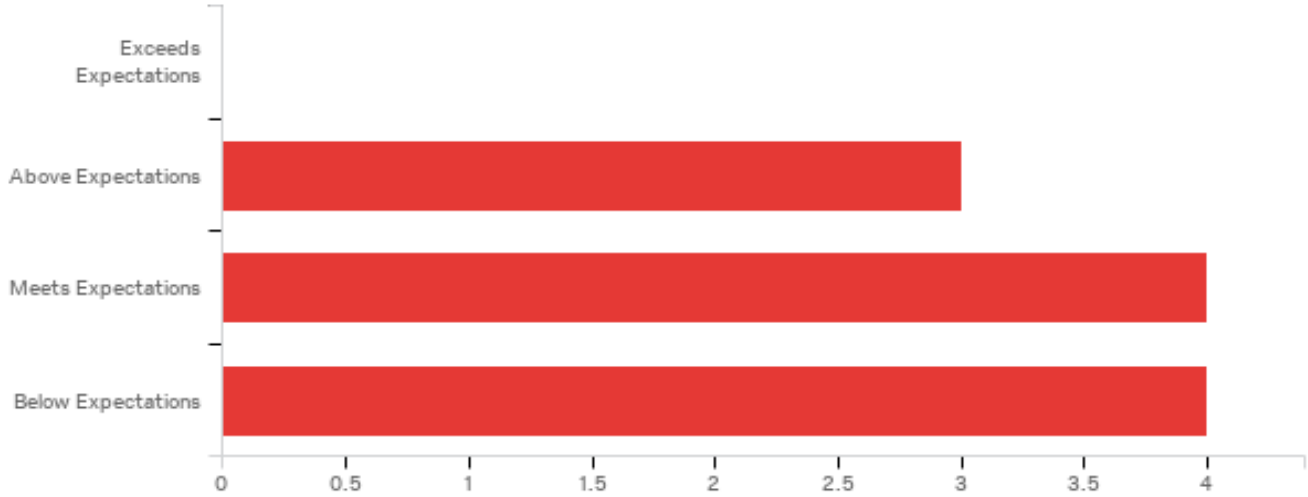
Answer	%	Count
Exceeds Expectations	0.00%	0
Above Expectations	36.36%	4
Meets Expectations	54.55%	6
Below Expectations	9.09%	1
Total	100%	11

Q6 - The faculty supervisors for the students you have supervised maintained expected levels of communication and engagement.



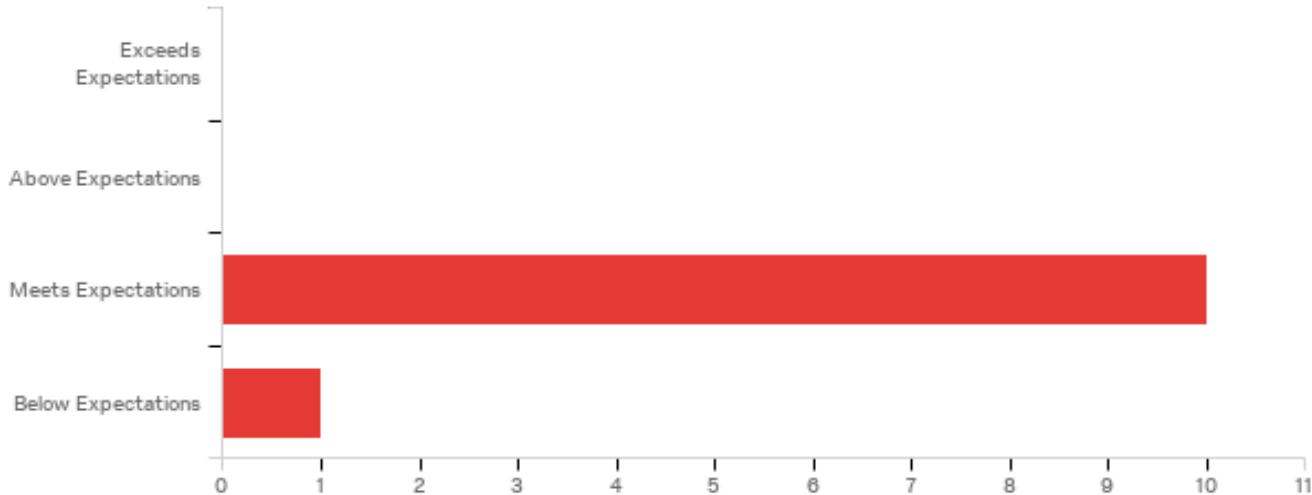
Answer	%	Count
Exceeds Expectations	0.00%	0
Above Expectations	0.00%	0
Meets Expectations	63.64%	7
Below Expectations	36.36%	4
Total	100%	11

Q12 - The clinical site coordinator for the students you have supervised maintained expected levels of communication and engagement.



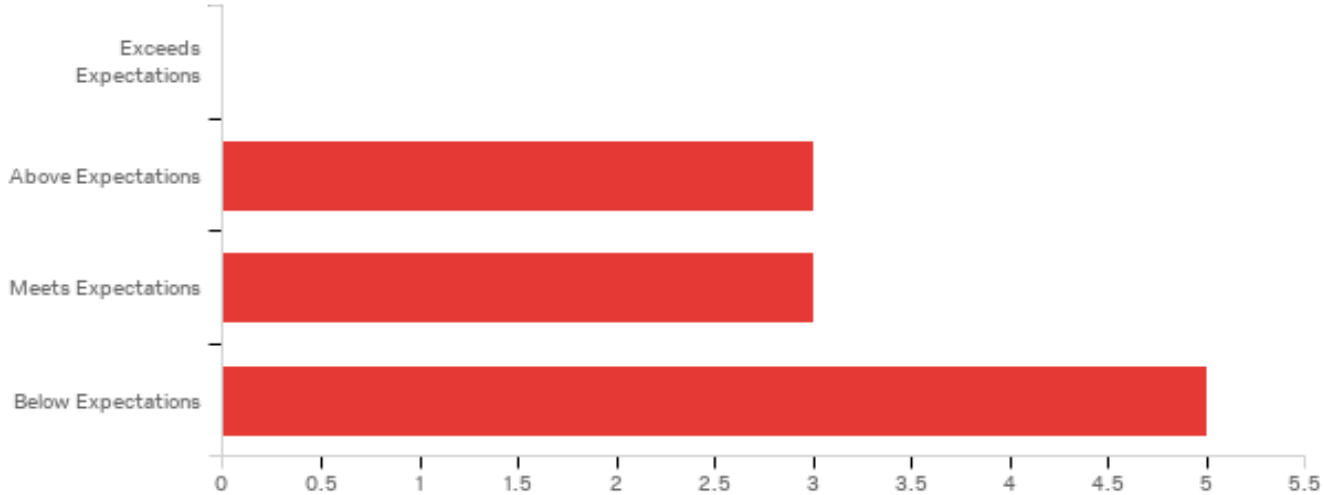
Answer	%	Count
Exceeds Expectations	0.00%	0
Above Expectations	27.27%	3
Meets Expectations	36.36%	4
Below Expectations	36.36%	4
Total	100%	11

Q7 - Student or departmental issues that arose for you were resolved by the counseling department to your expectations.



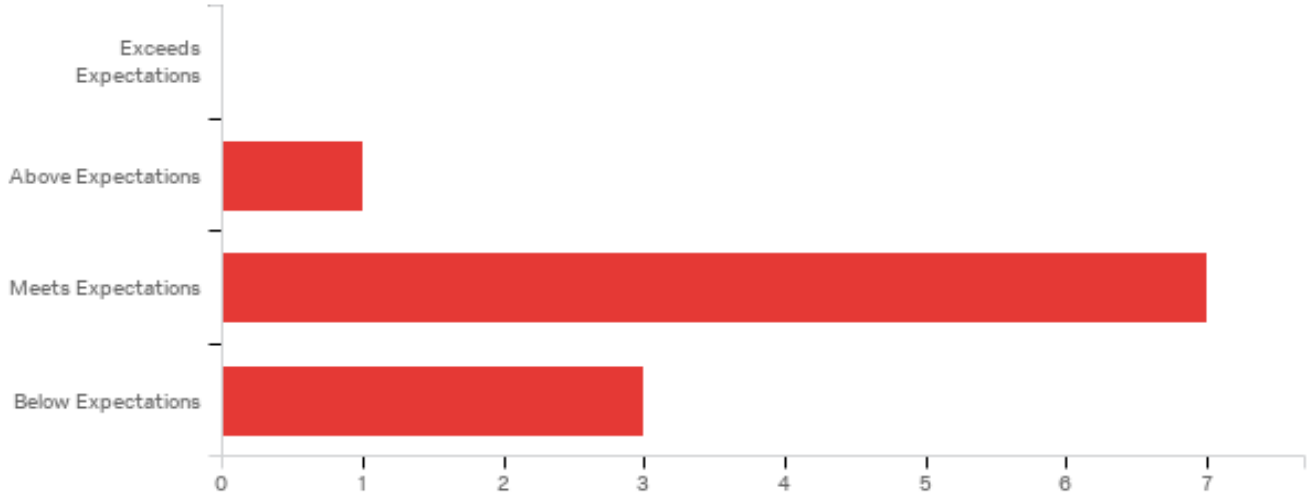
Answer	%	Count
Exceeds Expectations	0.00%	0
Above Expectations	0.00%	0
Meets Expectations	90.91%	10
Below Expectations	9.09%	1
Total	100%	11

Q8 - Ease of completing forms and evaluation for your supervisees.



Answer	%	Count
Exceeds Expectations	0.00%	0
Above Expectations	27.27%	3
Meets Expectations	27.27%	3
Below Expectations	45.45%	5
Total	100%	11

Q9 - Overall satisfaction with interactions with Idaho State University Department of Counseling personnel (faculty and staff) while acting as a site supervisor.



Answer	%	Count
Exceeds Expectations	0.00%	0
Above Expectations	9.09%	1
Meets Expectations	63.64%	7
Below Expectations	27.27%	3
Total	100%	11

Q11 - Additional comments on areas of strengths or improvements to better meet your needs as a site supervisors.

Additional comments on areas of strengths or improvements to better meet yo...

I'm not a big fan of ISU's change over to the online performance review. ISU went from semester performance appraisals that had over 20 questions and comment boxes to an end of the internship question asking did the intern's skill set meet expectation. With the old forms, intern supervisors had better opportunities to check in with the intern and give and receive feedback. I'm all about getting everything online, I was just confused about why the forms changed.

the online forms used last semester needed some explanation and some training

We enjoy our students at our site and appreciate their hard work our the students. Thank you

it would be nice to have a face to face meeting at least once with someone from the isu counseling department for a on site visit. Other schools I work with do it and it turns out great.